



He tono mō tētahi Tiwhikete mō te Aweto-Kore ki te Mārena, Hono ā-Ture rānei Application for Certificate of No Impediment to Marriage or Civil Union

Read these notes carefully before you start. Allow 14 days plus delivery time for your application to be processed, but as a general rule, you should allow four weeks if your document also requires Authentication/Apostille.

Definitions

Certificate of No Impediment to Marriage/Civil Union (CONI)

Certain overseas countries require a CONI before allowing you to marry or enter into a civil union. The certificate is evidence that after searches and inquiries, no lawful impediment to the intended marriage/civil union has been shown to exist in your country of citizenship or residence, and according to New Zealand laws you are eligible to be married or enter into a civil union.

Marriage

A marriage is the formalisation of a relationship between two people, regardless of gender, in accordance with the Marriage Act 1955.

Civil Union

A civil union is the formalisation of a relationship between two people in accordance with the provisions of the Civil Union Act 2004 (in force from 26 April 2005).

Single Status certificate (Certificate of Search)

Some countries require a single status certificate, or a similarly named document, as evidence that you are single for the purpose of immigration or for a work permit etc. While Births, Deaths and Marriages do not have such a product, we do provide for a *Certificate of Search* that states that a search of the marriage and civil union registers has been carried out from a certain date (usually when the applicant turned 16). A Certificate of Search is mainly used immigration purposes, visa and foreign passport application and registration of an event in the country concerned.

Your Certificate of No Impediment to Marriage/Civil Union may require an Apostille or Authentication

Apostilled or e-Apostilled certificate: This confirms that the person who signed the document has the authority to do so and that the document should therefore be recognised as legal without further evidence in another country which has joined the Hague Convention.

Authenticated certificate: This confirms that the person who signed the document has the authority to do so and the Ministry of Foreign Affairs and Trade verifies the signature and seal of the Department of Internal Affairs.

For more information about Apostille or authentication refer to www.govt.nz/authentications

Who signs?

The person intending to get married or enter into a civil union outside New Zealand must complete and sign this application

We will contact your parents, relative or a friend +

Your parent/s, relative or friend will be contacted by our office asking that they confirm that they know of no lawful impediment to you marrying/entering into a civil union. If you don't have any family or friends living in New Zealand you can provide the details of someone living overseas. Please indicate if either parent is deceased.




Registration of Overseas Marriages/Civil Unions in New Zealand

Your marriage/civil union should be registered in the country where it takes place. There is no legal requirement to have an overseas marriage registered in New Zealand. Overseas civil unions can not be registered in New Zealand.

If you have married or entered into a civil union overseas and wish to confirm that your overseas marriage or civil union is valid in New Zealand you may apply to the Family Court for a declaration as to the validity of the marriage/civil union. Contact a lawyer to discuss whether it is necessary to obtain a declaration.

Marriages in an overseas country may be registered in New Zealand only if an officer from a New Zealand Embassy or High Commission attends the marriage ceremony. A certificate may then be sent by the Embassy/High Commission to the Registrar-General, and the marriage details are then able to be recorded in the New Zealand marriage register. You should liaise with the New Zealand Embassy or High Commission prior to the marriage taking place to establish whether a New Zealand representative is available to attend. Fees are payable to the Embassy or High Commission for this service.

General information

What else might need to be done after the certificate is issued?	You should contact the local foreign mission of the country you intend to get married in as they may require that you send them the certificate to verify the signatures and seal. They will advise you about the processing requirements, fees and return of the documents.
 How much time should I allow for this?	Once Births, Deaths and Marriages has received and processed the application, a Certificate of No Impediment may take 14 days, but as a general rule, you should allow four weeks if your document also requires Authentication/Apostille.
Does the certificate have a validity period?	Some countries may treat a Certificate of No Impediment as valid only for a certain period after its issue date. Contact the appropriate Embassy/Consulate to confirm details.
 Cost of certificate	The base fee is NZ\$170.00 but there may be additional costs depending on the country you intend to get married in. Contact the appropriate Embassy/Consulate to confirm details.
 Where can I find more information?	Country specific information about the process, fee and timeframe to apply for a Certificate of No Impediment is available at www.govt.nz/bdm . Alternatively contact Births, Deaths and Marriages or the appropriate Embassy/Consulate for further details.

How to Contact us (

- Visit our website www.govt.nz/bdm
- Freephone 0800 22 52 52 (New Zealand only)
- Phone +64 9 339 0852 (if overseas)
- Email CONI@dia.govt.nz
- If overseas you may contact New Zealand Embassies, High Commissions or Consulates

Address +

Don't email your application - Send by post or courier

Post

CONI Team
Births, Deaths and Marriages
Department of Internal Affairs
PO Box 10526
Wellington 6143
New Zealand

Courier

CONI Team
Births, Deaths and Marriages
Department of Internal Affairs
7 Waterloo Quay
Wellington 6011
New Zealand

Read the notes at the front of this form carefully before you start. Allow 14 days plus delivery time for your application to be processed, but as a general rule, you should allow four weeks if your document also requires Authentication/Apostille.



He tono mō tētahi Tiwhikete mō te Aweto-Kore ki te Mārena, Hono ā-Ture rānei
Application for Certificate of No Impediment to Marriage or Civil Union

BDM189

1. I give notice that, I

Your full name

First and middle names

Surname

Name given at birth (if different from above) If you have legally changed your name outside NZ attach evidence

First and middle names

Surname

Date of your birth Day Month Year

Town/City of your birth (including country if not NZ)

If entering into a civil union and you were not born in New Zealand, what year did you arrive in New Zealand?

at present residing at

Your residential address (home address)

Your postal address (if different)

Line 1

Line 1

Line 2

Line 2

Line 3 Post code

Line 3 Post code

Line 4

Line 4

Your email address

Your phone number

2. intend to

(Tick one)

- Get married with a Certificate of No Impediment
- Enter into a civil union with a Certificate of No Impediment
- Request a Certificate of Search (refer to Notes pages) **g**

Reason you require a Certificate of Search:

Full name of the person you intend to marry or enter into a civil union with

First name(s)

Surname

If entering into a civil union also provide the person's date and place of birth:

Date of birth Day Month Year Place of birth

a national or citizen of

Country of nationality of the person you intend to marry or enter into a civil union with

Country

3. in

Country you intend to get married in or enter into a civil union

On date (if known)

Town/city

Date

Country

4. Your parent's details (full names must be provided)

You MUST complete this section

Full name of: **Father** **Mother** **Tick if deceased**

First name(s)

Surname

Name given at birth *(if different from above)*

First name(s)

Surname

If this parent lives in New Zealand enter address

Flat number *(if applicable)* Street number Street name

Suburb or rural locality

City, town or district Post Code

This parent's email address

Full name of: **Father** **Mother** **Other parent** **Tick if deceased**

First name(s)

Surname

Name given at birth *(if different from above)*

First name(s)

Surname

If this parent lives in New Zealand enter address

Flat number *(if applicable)* Street number Street name

Suburb or rural locality

City, town or district Post Code

This parent's email address

5. Alternative referee

Name and address of a relative or friend (circle one) in New Zealand who has known you for at least 12 months

First name(s)

Surname

Flat number *(if applicable)* Street number Street name

Suburb or rural locality

City, town or district Post Code

Relative or friend's email address

6. If you have previously been married or in a civil union

If you have previously been married or in a civil union, complete for your most recent marriage/civil union:

Tick one box Never been in a marriage or civil union - go to Signature

Marriage

Civil Union

g

Date of marriage/civil union

Day Month Year

Place of marriage/civil union (town or city, and country if not New Zealand)

and how and when did your previous marriage/civil union end?

Death of spouse/partner

g

Date of dissolution/divorce or death of partner

By dissolution/divorce*

Day Month Year

Attach a **photocopy** of all dissolution, divorce or death certificates to this application. Include an official English translation of any document that is not in the English language

7. Signature (of the person intending to get married or enter into a civil union outside NZ)

Signature of applicant

Date signed

Full name

8. Authentications and Apostilles

You need to check if you need to do this with the authorities in the country you require the certificate for.

Apostille country

You can get a paper apostille, or an electronic apostille, called an e-apostille. Ask the overseas organisation which type of apostille they want.

For a paper apostille, the Department of Internal Affairs Authentication Unit will put a covering page, called an apostille certificate, on top of your documents. They will be tied together with a ribbon and get an official embossed seal.

An e-apostille is a secure PDF version that's emailed to you.

Category A authentication country

Your documents will be authenticated by the Department of Internal Affairs Authentication Unit, and then sent to the Ministry of Foreign Affairs and Trade (MFAT) for verification.

Your authenticated documents will have a covering page on top with a stamp from MFAT. The documents will be tied together with a ribbon and get an official embossed seal. They are then sent to the address you included on your application form.

Category B authentication country

The process is more complicated for category B countries, so authentication costs more and takes longer. Some organisations that are in a category B country will let you change to get a category A authentication. It is worth asking the organisation if they will accept a category A authentication as they are quicker and cost less.

Check if you need an Authentication or Apostille

Select your country

or to find out more information visit at [Use your NZ documents overseas](#).

You will need to allow extra time for processing if the document needs authentication or an apostille.

Continued on next page

Which product is required?

- Not required
- Apostille (qty 1)
- e-Apostille (qty 1)
- Apostille and e-Apostille (qty 2)
- Authentication

Apostille	Cost (in NZ dollars)
1st certificate (paper or electronic apostille)	\$32.00
Any extra certificates (paper or electronic apostille)	\$15.00 each
Authentication category A	
1st certificate	\$65.00
Any extra certificates	\$31.00 each
Authentication category B	
1st certificate	\$195.00
Any extra certificates	\$61.00 each

How do you want your documents delivered? (Note we do not offer standard post for security reasons)

Courier NZ\$ Select Country. The number in brackets is estimated delivery in working days. Courier is recommended if overseas.

Do you want a translation?

Translate my documents for \$95.00 Yes No Language

The cost to translate additional documents varies depending on what the documents are. For more information visit www.govt.nz

Describe documents and the spelling of names:

9. Payment details

DO NOT POST CASH

Charge my credit/debit card: VISA Mastercard Amex Prezy Card

Card number

Expiry date

Cardholder's name

Cardholder's signature

The correct fee will be deducted

10. Additional instructions

Do you have any additional instructions?